

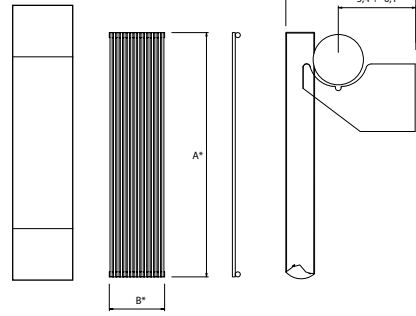


# Trim VS

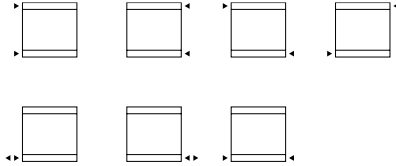


R\*  
A\* > 140

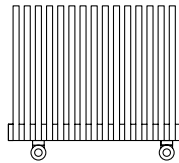
R\*



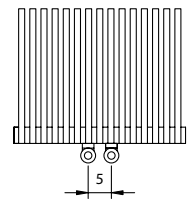
[X] attacco standard  
standard connection  
raccord standard  
standard Anschluss  
conexión estándar



[B] attacco speciale  
special connection  
raccord spéciale  
speziell Anschluss  
conexión especial




[B5] attacco interasse 5 cm  
pipe centres 5 cm  
raccords 5 cm  
5 cm Achsabstand Anschluss  
conexión entre ejes: 5 cm.




P\* 122/124

## STBVS




A\* ≥ 180  
B\* ≤ 90

## STBVP



A\* ≥ 40  
B\* ≤ 60

## STBVVP



A\* ≥ 40  
B\* ≤ 60

A\* = altezza / height / hauteur / Höhe / alto    B\* = larghezza / width / longueur / Breite / ancho  
P\* = pagina / page / page / Seite / página    R\* = rinforzo / reinforcement / renforcement / Verstärkung / refuerzos



Ulteriori dettagli  
Further details  
Ulérieures détails  
Weitere Einzelheiten  
Otros detalles

Colori/ colours / couleurs / Farbe / colores

[ BIAN ] B standard  
T + 10%  
S + 20%  
[ RAL ] S + 20%  
RAL non inclusi in tabella  
special Ral colours  
couleurs Ral spéciales  
RAL Farbe nicht in der Tabelle inbegriffen  
colores RAL especiales

Kcal = Watt x 0.860  
BTU = Watt x 3.413



Watt Δt 60° = Watt Δt 50° x 1.273  
Watt Δt 40° = Watt Δt 50° x 0.744  
Watt Δt 30° = Watt Δt 50° x 0.509  
Watt Δt 20° = Watt Δt 50° x 0.297


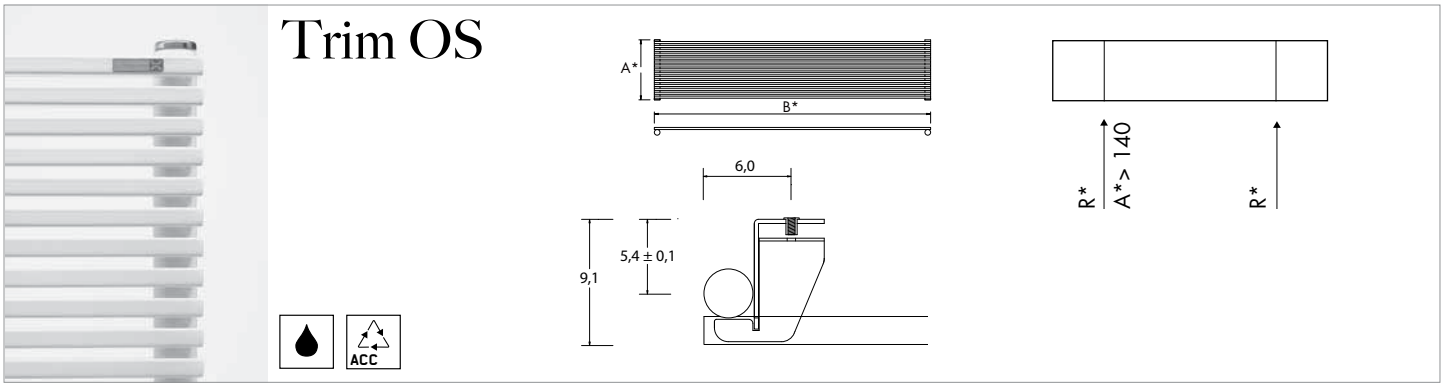
p max = 10.0 bar

P\* 120

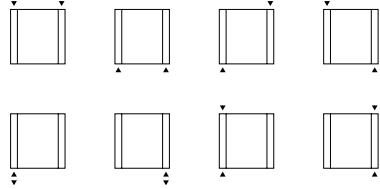
**TRIM VS**
**Watt  $\Delta t$  50°**

No. el.	A* B*	I*	60	70	80	100	120	160	170	180	200	220
10	24.8	33.8	221	254	286	352	417	543	572	603	664	724
12	29.6	38.6	265	305	343	422	501	651	687	724	797	869
14	34.4	43.4	309	356	401	492	584	760	801	845	930	1 014
16	39.2	48.2	353	406	458	563	668	868	916	966	1 063	1 159
18	44.0	53.0	397	457	515	633	751	977	1 030	1 086	1 196	1 303
20	48.8	57.8	441	508	572	703	834	1 085	1 145	1 207	1 329	1 448
22	53.6	62.6	486	559	630	774	918	1 194	1 259	1 328	1 462	1 593
24	58.4	67.4	530	610	687	844	1 001	1 302	1 374	1 448	1 594	1 738
26	63.2	72.2	574	660	744	914	1 085	1 411	1 488	1 569	1 727	
28	68.0	77.0	618	711	801	985	1 168	1 519	1 603	1 690	1 860	
30	72.8	81.8	662	762	859	1 055	1 252	1 628	1 717	1 810	1 993	
32	77.6	86.6	706	813	916	1 126	1 335	1 736	1 832	1 931	2 126	
34	82.4	91.4	750	864	973	1 196	1 419	1 845	1 946	2 052	2 259	
36	87.2	96.2	794	914	1 030	1 266	1 502	1 953	2 061	2 172	2 392	
38	92.0	101.0	839	965	1 088	1 337	1 586	2 062	2 175	2 293	2 525	
40	96.8	105.8	883	1 016	1 145	1 407	1 669	2 170	2 290	2 414	2 657	
42	101.6	110.6	927	1 067	1 202	1 477	1 752	2 279	2 404	2 534	2 790	

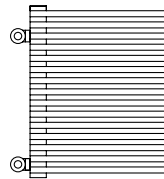
I* 	<b>56 cm</b>	<b>66 cm</b>	<b>76 cm</b>	<b>96 cm</b>	<b>116 cm</b>	<b>156 cm</b>	<b>166 cm</b>	<b>176 cm</b>	<b>196 cm</b>	<b>216 cm</b>
L* 	<b>0.172</b>	<b>0.194</b>	<b>0.216</b>	<b>0.260</b>	<b>0.305</b>	<b>0.393</b>	<b>0.416</b>	<b>0.438</b>	<b>0.482</b>	<b>0.526</b>



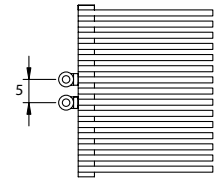
[X] attacco standard  
standard connection  
raccord standard  
standard Anschluss  
conexión estándar



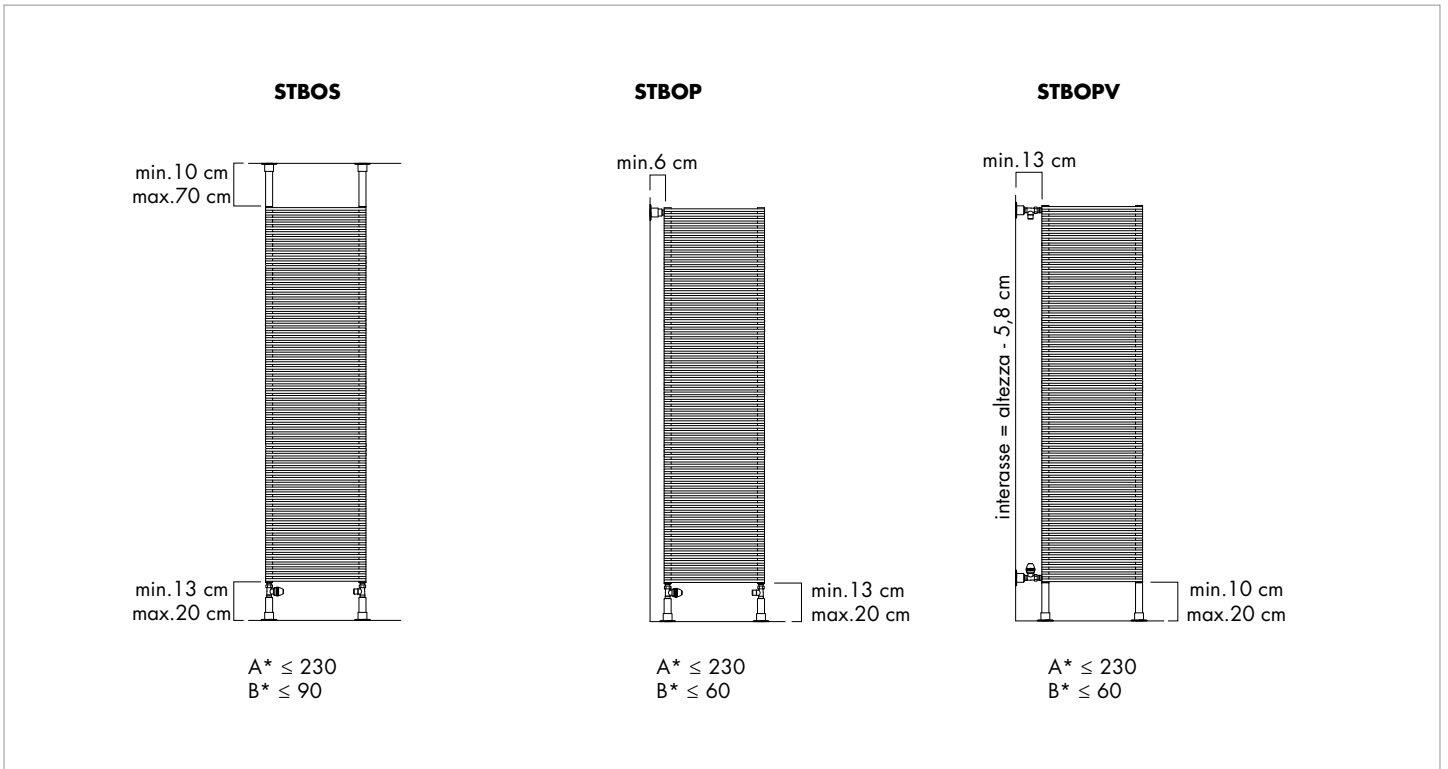
[B] attacco speciale  
special connection  
raccord spéciale  
speziell Anschluss  
conexión especial



[B5] attacco interasse 5 cm  
pipe centres 5 cm  
raccords 5 cm  
5 cm Achsabstand Anschluss  
conexión entre ejes: 5 cm.



P\* 122/124



A\* = altezza / height / hauteur / Höhe / alto    B\* = larghezza / width / longueur / Breite / ancho  
P\* = pagina / page / page / Seite / página    R\* = rinforzo / reinforcement / renforcement / Verstärkung / refuerzos



Ulteriori dettagli  
Further details  
Ulérieures détails  
Weitere Einzelheiten  
Otros detalles

Colori/ colours / couleurs / Farbe / colores

[ BIAN ]    B standard  
              T + 10%  
              S + 20%  
[ RAL ]        S + 20%  
RAL non inclusi in tabella  
special Ral colours  
couleurs Ral spéciales  
RAL Farbe nicht in der Tabelle inbegriffen  
colores RAL especiales

Kcal = Watt x 0.860  
BTU = Watt x 3.413

Watt Δt 60° = Watt Δt 50° x 1.273  
Watt Δt 40° = Watt Δt 50° x 0.744  
Watt Δt 30° = Watt Δt 50° x 0.509  
Watt Δt 20° = Watt Δt 50° x 0.297

p max = 10.0 bar

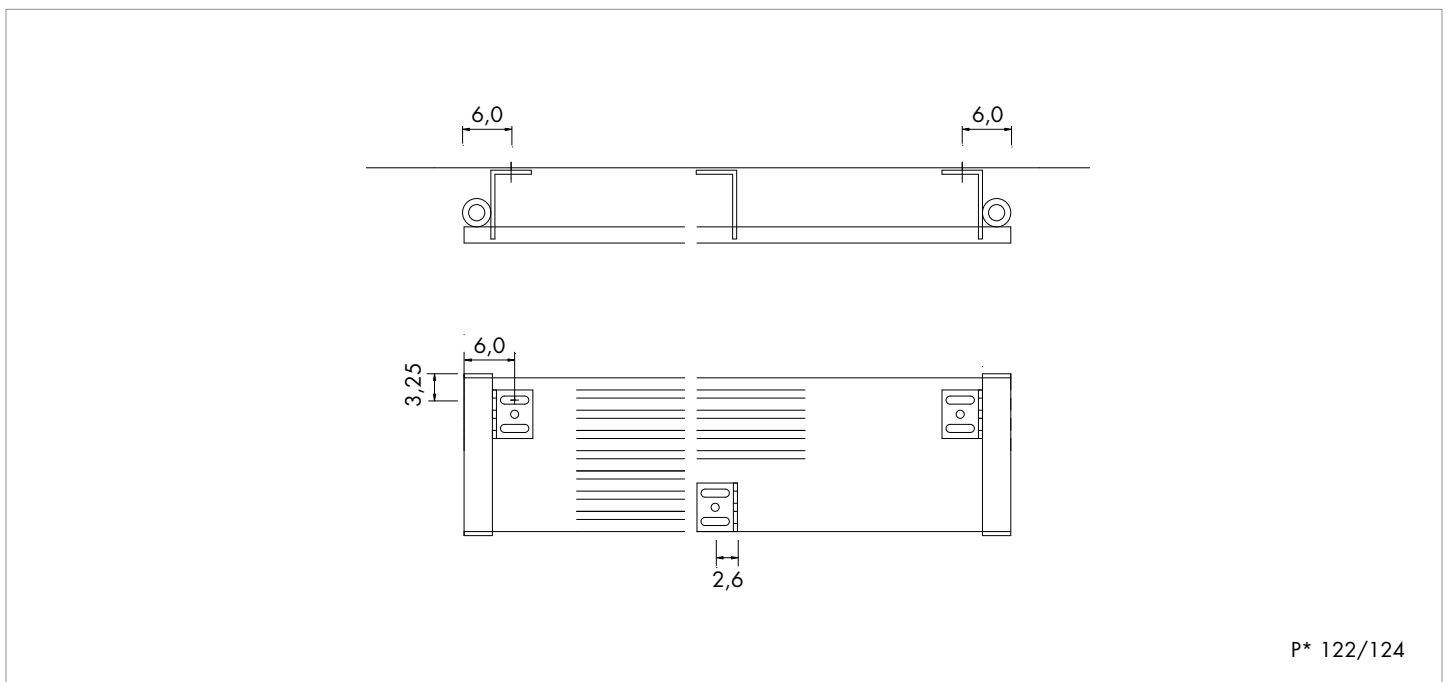
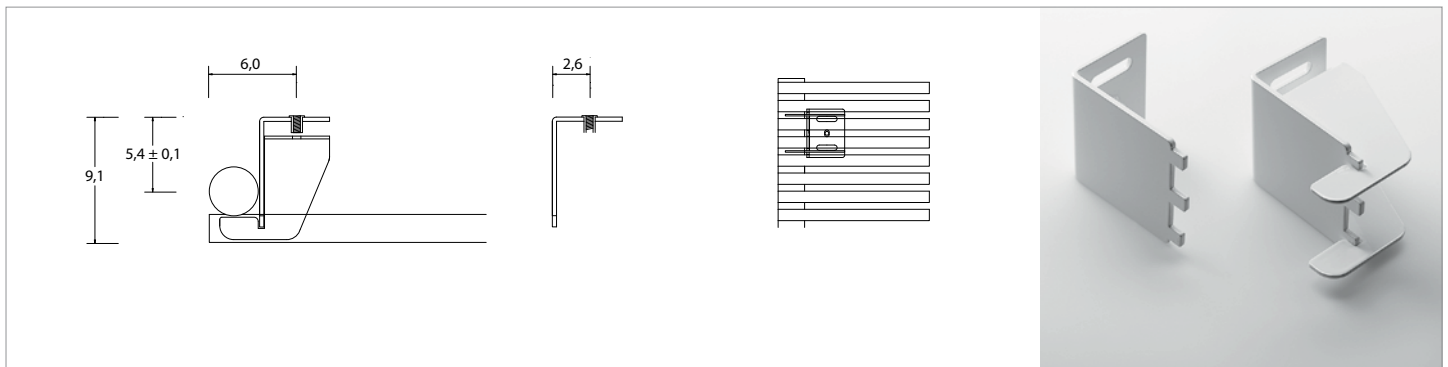
P\* 120

# TRIM OS

Watt Δt 50°

No. el.	A*	B*	I*	60	70	80	100	120	160	170	180	200	220
10	24.8	33.8		223	260	297	371	445	594	631	668	742	816
12	29.6	38.6		267	312	356	445	534	712	757	801	890	979
14	34.4	43.4		312	364	416	519	623	831	883	935	1.039	1.143
16	39.2	48.2		356	416	475	594	712	950	1.009	1.068	1.187	1.306
18	44.0	53.0		401	467	534	668	801	1.068	1.135	1.202	1.336	1.469
20	48.8	57.8		445	519	594	742	890	1.187	1.261	1.336	1.484	1.632
22	53.6	62.6		490	571	653	816	979	1.306	1.388	1.469	1.632	1.796
24	58.4	67.4		534	623	712	890	1.068	1.425	1.514	1.603	1.781	1.959
26	63.2	72.2		579	675	772	965	1.158	1.543	1.640	1.736	1.929	
28	68.0	77.0		623	727	831	1.039	1.247	1.662	1.766	1.870	2.078	
30	72.8	81.8		667	778	889	1.111	1.333	1.778	1.889	2.000	2.222	
32	77.6	86.6		710	829	947	1.184	1.421	1.894	2.013	2.131	2.368	
34	82.4	91.4		754	880	1.006	1.257	1.508	2.011	2.137	2.263	2.514	
36	87.2	96.2		798	931	1.064	1.330	1.595	2.127	2.260	2.393	2.659	
38	92.0	101.0		841	981	1.122	1.402	1.682	2.243	2.383	2.524	2.804	
40	96.8	105.8		885	1.033	1.180	1.475	1.770	2.360	2.508	2.655	2.950	
42	101.6	110.6		929	1.084	1.238	1.548	1.858	2.477	2.632	2.786	3.096	

I*	56 cm	66 cm	76 cm	96 cm	116 cm	156 cm	166 cm	176 cm	196 cm	216 cm
L*	0.172	0.194	0.216	0.260	0.305	0.393	0.416	0.438	0.482	0.526

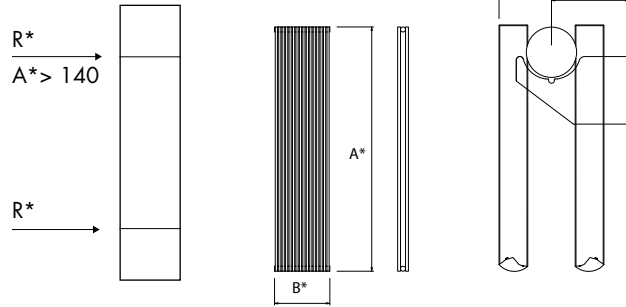


P\* 122/124

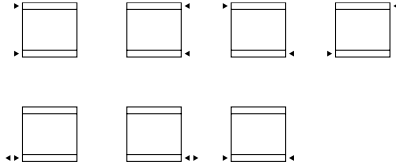
A\* = altezza / height / hauteur / Höhe / alto B\* = larghezza / width / longueur / Breite / ancho I\* = interasse / pipe centres / distance entre depart et retour / Achsabstand / distancia entre las conexiones L\* = contenuto d'acqua per elemento / Water content for each element / Contenu d'eau pour chaque element / Wassergehalt für Element / contenido de agua para cada elemento



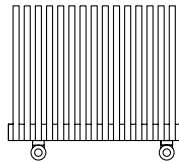
# Trim VD



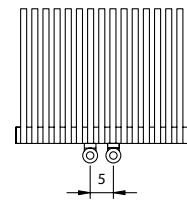
[X] attacco standard  
standard connection  
raccord standard  
standard Anschluss  
conexión estándar



[B] attacco speciale  
special connection  
raccord spéciale  
speziell Anschluss  
conexión especial




[B5] attacco interasse 5 cm  
pipe centres 5 cm  
raccords 5 cm  
5 cm Achsabstand Anschluss  
conexión entre ejes: 5 cm.




P\* 122/124

## STBVS




A\* ≥ 180  
B\* ≤ 60

## STBVP



A\* ≥ 40  
B\* ≤ 40

## STBVVP



A\* ≥ 40  
B\* ≤ 40

A\* = altezza / height / hauteur / Höhe / alto    B\* = larghezza / width / longueur / Breite / ancho  
P\* = pagina / page / page / Seite / página    R\* = rinforzo / reinforcement / renforcement / Verstärkung / refuerzos



Ulteriori dettagli  
Further details  
Ulérieures détails  
Weitere Einzelheiten  
Otros detalles

Colori/ colours / couleurs / Farbe / colores

[ BIAN ] B standard  
T + 10%  
S + 20%  
[ RAL ] S + 20%  
RAL non inclusi in tabella  
special Ral colours  
couleurs Ral spéciales  
RAL Farbe nicht in der Tabelle inbegriffen  
colores RAL especiales


Kcal = Watt x 0.860  
BTU = Watt x 3.413



Watt Δt 60° = Watt Δt 50° x 1.282  
Watt Δt 40° = Watt Δt 50° x 0.737  
Watt Δt 30° = Watt Δt 50° x 0.498  
Watt Δt 20° = Watt Δt 50° x 0.286

p max = 10.0 bar

P\* 120

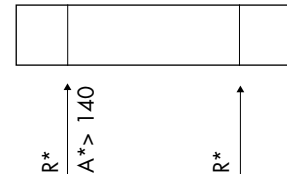
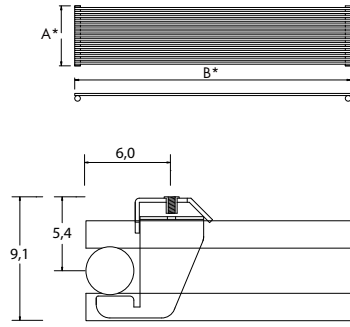
**TRIM VD**
**Watt  $\Delta t$  50°**

No. el.	$A^*$ $B^*$		60	70	80	100	120	160	170	180	200	220
10	24.8	33.8	333	384	433	531	626	814	859	905	994	1 084
12	29.6	38.6	400	461	520	637	752	977	1 030	1 086	1 193	1 301
14	34.4	43.4	467	537	607	743	877	1 139	1 202	1 266	1 392	1 517
16	39.2	48.2	533	614	693	850	1 002	1 302	1 374	1 447	1 591	1 734
18	44.0	53.0	600	691	780	956	1 128	1 465	1 546	1 628	1 790	1 951
20	48.8	57.8	667	768	867	1 062	1 253	1 628	1 717	1 809	1 989	2 168
22	53.6	62.6	733	845	953	1 168	1 378	1 790	1 889	1 990	2 187	2 385
24	58.4	67.4	800	921	1 040	1 274	1 503	1 953	2 061	2 171	2 386	2 601
26	63.2	72.2	867	998	1 127	1 381	1 629	2 116	2 232	2 352	2 585	
28	68.0	77.0	933	1 075	1 213	1 487	1 754	2 279	2 404	2 533	2 784	
30	72.8	81.8	1 000	1 152	1 300	1 593	1 879	2 441	2 576	2 714	2 983	
32	77.6	86.6	1 067	1 229	1 387	1 699	2 005	2 604	2 748	2 895	3 182	
34	82.4	91.4	1 133	1 305	1 473	1 806	2 130	2 767				
36	87.2	96.2	1 200	1 382	1 560	1 912	2 255	2 930				
38	92.0	101.0	1 267	1 459	1 647	2 018	2 380	3 092				
40	96.8	105.8	1 333	1 536	1 733	2 124	2 506	3 255				
42	101.6	110.6	1 400	1 612	1 820	2 230	2 631	3 418				

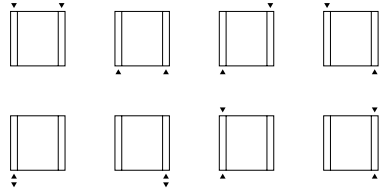
$I^*$ 	<b>56 cm</b>	<b>66 cm</b>	<b>76 cm</b>	<b>96 cm</b>	<b>116 cm</b>	<b>156 cm</b>	<b>166 cm</b>	<b>176 cm</b>	<b>196 cm</b>	<b>216 cm</b>
$L^*$ 	<b>0.305</b>	<b>0.349</b>	<b>0.393</b>	<b>0.482</b>	<b>0.571</b>	<b>0.748</b>	<b>0.793</b>	<b>0.837</b>	<b>0.926</b>	<b>1.014</b>



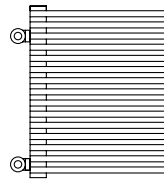
# Trim OD



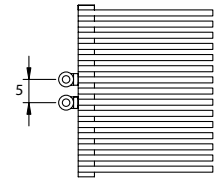
**[X]** attacco standard  
standard connection  
raccord standard  
standard Anschluss  
conexión estándar



**[B]** attacco speciale  
special connection  
raccord spéciale  
speziell Anschluss  
conexión especial




**[B5]** attacco interasse 5 cm  
pipe centres 5 cm  
raccords 5 cm  
5 cm Achsabstand Anschluss  
conexión entre ejes: 5 cm.




P\* 122/124

## STBOS



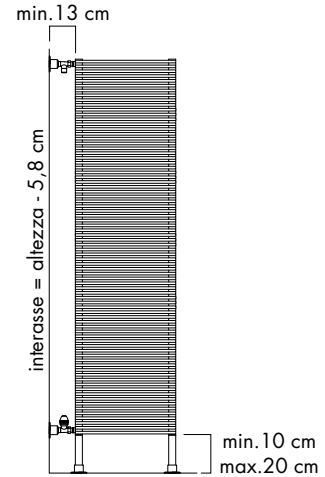
A\* ≤ 230  
B\* ≤ 60

## STBOP



A\* ≤ 230  
B\* ≤ 40

## STBOPV



A\* ≤ 230  
B\* ≤ 40

A\* = altezza / height / hauteur / Höhe / alto    B\* = larghezza / width / longueur / Breite / ancho  
P\* = pagina / page / page / Seite / página    R\* = rinforzo / reinforcement / renforcement / Verstärkung / refuerzos



Ulteriori dettagli  
Further details  
Ulérieures détails  
Weitere Einzelheiten  
Otros detalles

Colori/ colours / couleurs / Farbe / colores

[ BIAN ] B standard  
T + 10%  
S + 20%

[ RAL ] S + 20%  
RAL non inclusi in tabella  
special Ral colours  
couleurs Ral spéciales  
RAL Farbe nicht in der Tabelle inbegriffen  
colores RAL especiales

Kcal = Watt x 0.860  
BTU = Watt x 3.413

Watt Δt 60° = Watt Δt 50° x 1.282  
Watt Δt 40° = Watt Δt 50° x 0.737  
Watt Δt 30° = Watt Δt 50° x 0.498  
Watt Δt 20° = Watt Δt 50° x 0.286

p max = 10.0 bar

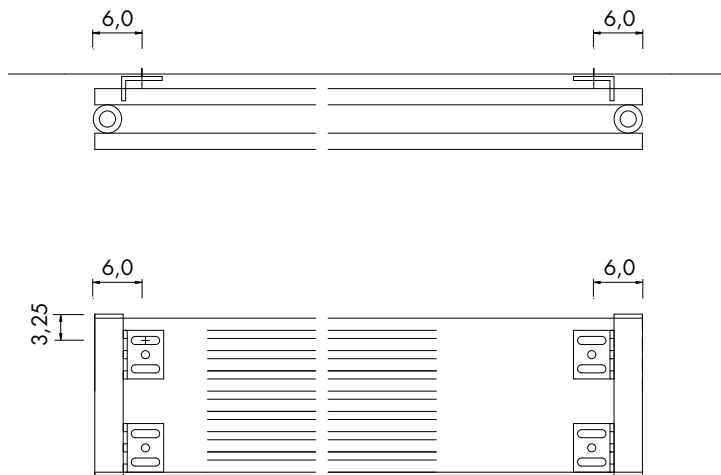
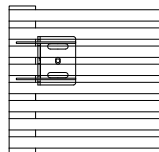
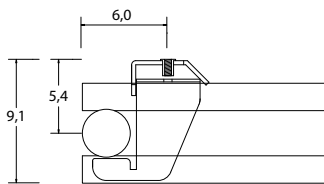
P\* 120

# TRIM OD

Watt Δt 50°

No. el.	A*	B*	I*	60	70	80	100	120	160	170	180	200	220
10	24.8	33.8		384	448	512	640	768	1.023	1.087	1.151	1.279	1.407
12	29.6	38.6		461	537	614	768	921	1.228	1.305	1.382	1.535	1.689
14	34.4	43.4		528	616	704	880	1.056	1.409	1.497	1.585	1.761	1.937
16	39.2	48.2		604	704	805	1.006	1.207	1.610	1.710	1.811	2.012	2.213
18	44.0	53.0		668	779	890	1.113	1.336	1.781	1.892	2.003	2.226	2.449
20	48.8	57.8		742	866	989	1.237	1.484	1.979	2.102	2.226	2.473	2.721
22	53.6	62.6		803	937	1.070	1.338	1.606	2.141	2.275	2.408	2.676	2.944
24	58.4	67.4		876	1.022	1.168	1.460	1.752	2.335	2.481	2.627	2.919	3.211
26	63.2	72.2		933	1.089	1.245	1.556	1.867	2.489	2.645	2.800	3.112	
28	68.0	77.0		989	1.154	1.319	1.649	1.979	2.638	2.803	2.968	3.298	
30	72.8	81.8		1.058	1.234	1.411	1.763	2.116	2.822	2.998	3.174	3.527	
32	77.6	86.6		1.110	1.295	1.480	1.850	2.220	2.960	3.145	3.330	3.700	
34	82.4	91.4		1.178	1.375	1.571	1.964	2.357	3.143				
36	87.2	96.2		1.227	1.432	1.636	2.045	2.454	3.273				
38	92.0	101.0		1.294	1.510	1.726	2.157	2.588	3.451				
40	96.8	105.8		1.341	1.564	1.788	2.235	2.682	3.576				
42	101.6	110.6		1.407	1.642	1.876	2.345	2.815	3.753				

I*	56 cm	66 cm	76 cm	96 cm	116 cm	156 cm	166 cm	176 cm	196 cm	216 cm
L*	0.305	0.349	0.393	0.482	0.571	0.748	0.793	0.837	0.926	1.014



P\* 122/124

A\* = altezza / height / hauteur / Höhe / alto B\* = larghezza / width / longueur / Breite / ancho I\* = interasse / pipe centres / distance entre depart et retour / Achsabstand / distancia entre las conexiones L\* = contenuto d'acqua per elemento / Water content for each element / Contenu d'eau pour chaque element / Wassergehalt für Element / contenido de agua para cada elemento